

<https://youtu.be/-E5aqCu6Kz4>


*Last slide credited to Abby Ausmus (www.wp.nyu.edu).

Scouts Physics STE(A)M Challenge

Plan>Do>Review>



Plan ▶
Do ▶
Review ▶



Name/Project Patrol/Unit Joey 2 korumbulra	Project Title The Waves
--	----------------------------

Plan>

What do you already know about your project topic?

they are big

What do you think you are going to learn?

more about + waves

Who will help you with your project, or what resources will you use to help understand and achieve your project?

dad will help blue water


Scouts Physics STE(A)M Challenge

Plan > Do > Review >

2nd Korumburra - Joey



Plan >
Do >
Review >



Name/Project Patrol/Unit Wesley [redacted]	Project Title The Waves
---	----------------------------

What are your goals, or aims, for this project? How will you achieve your goals?

to make waves blow through straws

What steps will you need to take to complete your project?

a stop motion ~~video~~

Do >

Complete your project! Make sure you read and follow all instructions and guidelines. When finished, document your project for submission online.


Scouts Physics STE(A)M Challenge

Plan > Do > Review >

2nd Korumburra - Joeys



Plan >
Do >
Review >



Name/Project Patrol/Unit

Wesley



Project Title

Waves

Review >

How does your project fit into the waves theme?

Ocean waves

What did you learn about waves while completing your project? Did you learn the same things you thought you would?

I learnt the same thing

What challenges did you face while completing your project?


Making the waves

Scouts Physics STE(A)M Challenge

Plan > Do > Review >



Plan ▶
Do ▶
Review ▶



2nd Korumburra - Joey's

Name/Project Patrol/Unit

Project Title

Wesley Joey

the waves

What would you do differently next time?

Use more stones

How could you extend your project?

take more pictures

What is the take home message for other people seeing your project?

to see ~~take~~ waves